

Logging Into Online24



If this is your **FIRST** login to Online24, you must **Enroll in Online Banking.**

Tennessee Valley
FEDERAL CREDIT UNION

Tennessee Valley Federal Credit Union Online24 Login
Welcome to the New & Improved Online24 and eBusiness24!
Please use your Username (Member Number) and Password to login.

Username:
Password: [Forgot Your Password?](#)
Take Me Make this page my default destination page.
To:
[Login](#)

Need assistance? Call us at 800-634-3600 or try our [online help](#).
Try a demonstration
[Enroll in Online Banking](#)

Copyright ©2008 Online24. All Rights Reserved.

New Online24 users, click the **red** Enroll in Online Banking link.

DO NOT Enroll in Online Banking again if you are already using Online24.



Online24 Enrollment

To enroll in our updated Online24 system, your existing Online24 User ID and Password are required. This is a one time process to allow access to the improved Online24 system. During enrollment, you will create a new User ID and password with enhanced security features.

Terms and Conditions

Online24 eServices Agreement

The first time you access your accounts through Online24 eServices, you agree to be bound by the terms and conditions of this Online24 eServices Agreement ("Agreement") and acknowledge its receipt and your understanding of its terms.

This Online24 eServices Agreement covers your and our rights and responsibilities concerning the Online24 eServices offered to you by Tennessee Valley Federal Credit Union. The Online24 eServices permits you to electronically initiate account transactions involving your accounts and communicate with TVFCU. In this Agreement, the words "you", "your" and "yours" mean those who request and use Online24 eServices, any joint owners of accounts accessed under this



Copyright ©2008 Online24. All Rights Reserved.

Done

Trusted sites



100%

Accept the Terms and Conditions



Online24 Enrollment

To help us identify you, please complete the following information. Your new password must contain a minimum of 6 characters and must include upper and lower case letters and numbers.

User ID:

Online Access PIN:

To complete your online enrollment, please select a Username and Password.

Username:

Password:

Re-enter Password:

1. UserID is your account number.
2. Online Access PIN is either your Choice24 (telephone) PIN or the 4-digit code provided to you by the Credit Union.
3. Username can be your account number or a unique user name.
4. Password and Re-enter Password: Choose a new password with a minimum of 6 characters. It must contain upper and lower case letters and numbers. Enter the same password in both of the boxes.

Online24 Enrollment

To help us identify you, please complete the following information. Your new password must contain a minimum of 6 characters and must include upper and lower case letters and numbers.

User ID:

Online Access PIN:

To complete your online enrollment, please select a Username and Password.

Username:

Password:

Re-enter Password:



Copyright ©2008 Online24. All Rights Reserved.


Click Continue to complete the enrollment in Online24.



Online24 Enrollment

Congratulations! You have successfully enrolled in Online24. You now have 24/7 access to your Account(s). Please remember your new User ID and Password. For security purposes, keep this information confidential and secure.

[Sign-On Now](#)




Copyright ©2008 Online24. All Rights Reserved.

If you see this screen, you have successfully enrolled
in Online24!

Click the red Sign-On Now link to login to your
accounts.


Online24 Login Page

Help | Security Tips | eServices Information | Locate Us | Members Financial | Deposit Rates



Tennessee Valley Federal Credit Union Online24 Login
Welcome to the New & Improved Online24 and eBusiness24!
Please use your Username (Member Number) and Password to login.

Username:
Password: [Forgot Your Password?](#)
Take Me Make this page my default destination
To: page.



ABOUT SSL CERTIFICATES

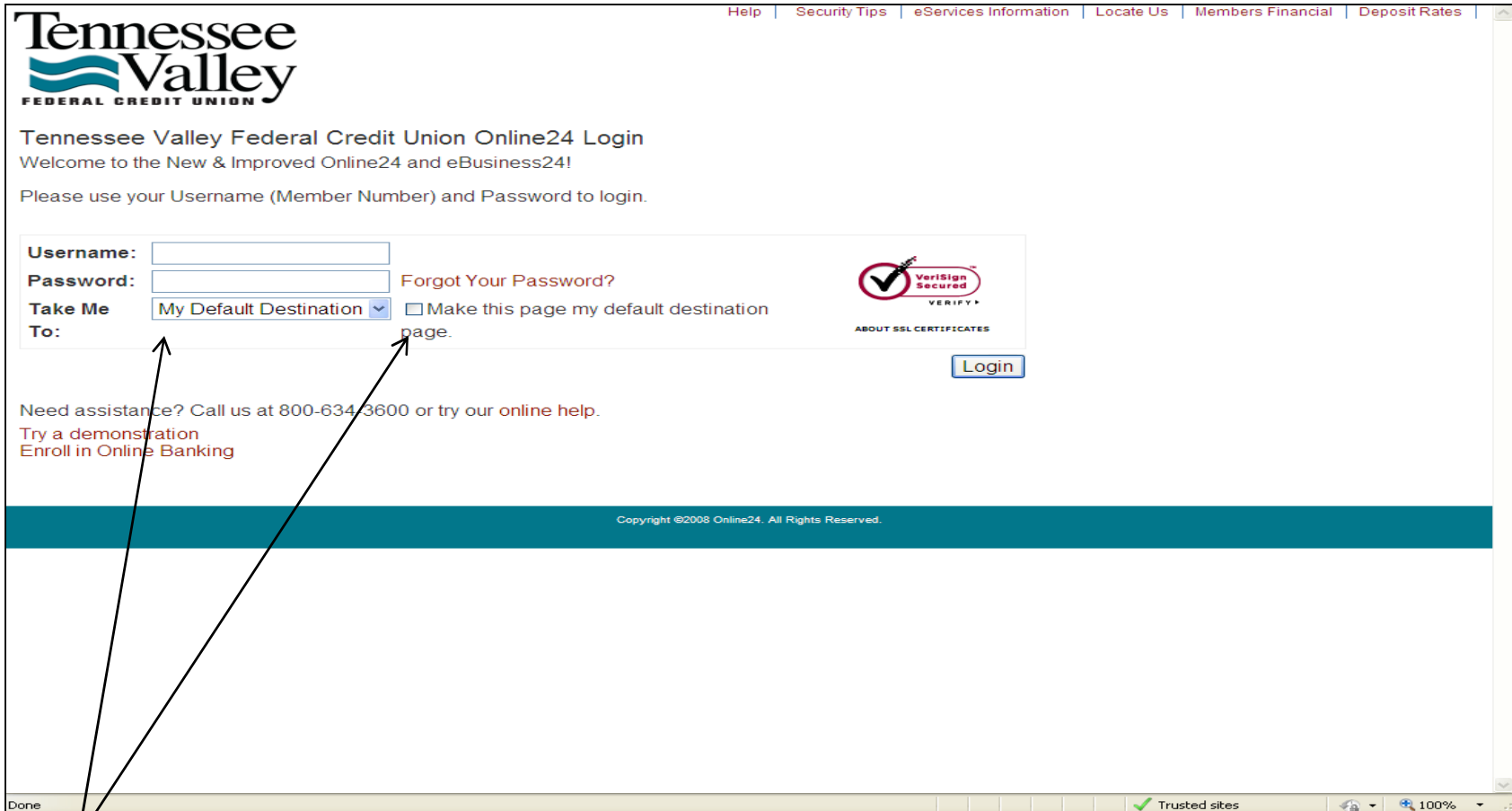
Need assistance? Call us at 800-634-3600 or try our [online help](#).
[Try a demonstration](#)
[Enroll in Online Banking](#)

Copyright ©2008 Online24. All Rights Reserved.

After you enter your Username and Password, click the Login button.



- 1. Username:** Type the Username you selected during enrollment. (Hint: This might be your account number if you selected it as your Username).
- 2. Password:** Type the Password that you selected during Online24 enrollment (Hint: This will have a minimum of 6 characters, including upper and lower case letters and numbers).



The TAKE ME TO and MAKE THIS PAGE MY DEFAULT DESTINATION PAGE are **optional** fields and can be customized to set your default Online24 home screen. It is not required that you complete this information.

Security Questions Setup Page

- ❖ All 5 questions must be answered.
- ❖ Capitalization does not matter however spelling and spaces between words or letters are important!
- ❖ Answers can be between 1 and 32 characters long with any combination of letters and numbers. Click UPDATE ANSWERS when finished.

Self Service

-- Select A Favorite --

TrueStamp Configuration

Enter a memorable phrase that will be displayed as part of your TrueStamp each time you login. This phrase can help you verify the authenticity of this website. Do not use sensitive information such as account number, password or social security number in your TrueStamp phrase.

My Dog Has Fleas



Next

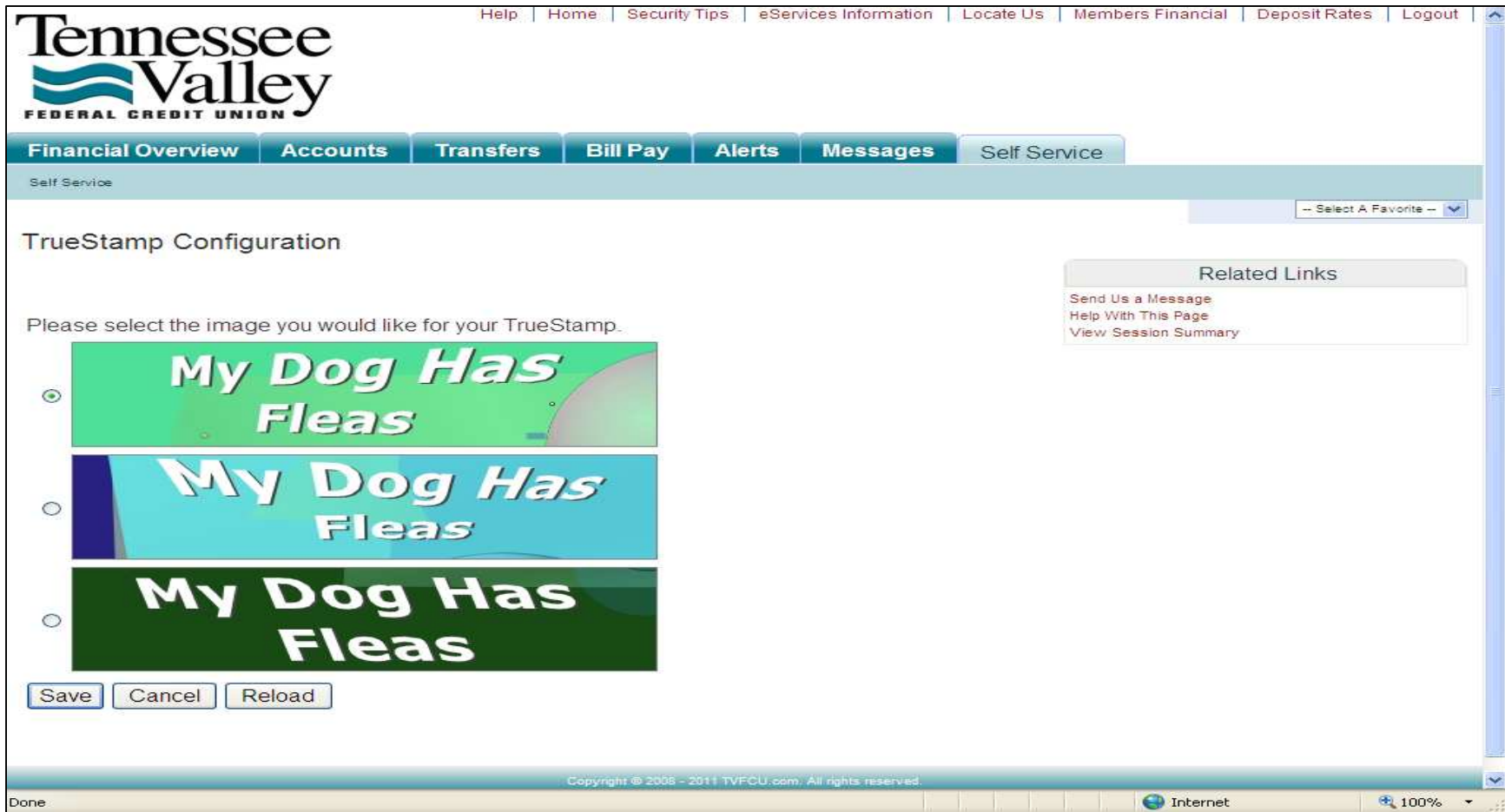
Cancel

Related Links

[Send Us a Message](#)
[Help With This Page](#)
[View Session Summary](#)

Copyright © 2008 - 2011 TVFCU.com. All rights reserved.

Type a memorable phrase in the box to set up the TrueStamp security features. Click NEXT when finished. **DO NOT USE SENSITIVE INFORMATION SUCH AS YOUR ACCOUNT NUMBER, PASSWORD, OR SOCIAL SECURITY NUMBER IN YOUR TRUESTAMP PHRASE.**



- ❖ You will need to select an image that you like. Due to our enhanced security, uploading personal images is no longer an option.
- ❖ If you don't like the images that you see, click the "RELOAD" button at the bottom of the screen to select different colors.
- ❖ After you select an image, then click the "SAVE" button.

Update E-mail

Please use the form below to give us your E-mail address. An E-mail address is required to use bill payment, bill presentment, and e-statements. We will also use it to alert you when any personal information is changed, such as your username, password, or address.

Related Links

[Send Us a Message](#)
[Help With This Page](#)
[View Session Summary](#)

Current E-mail Address: No E-mail on profile.

New E-mail Address:

Confirm New E-mail Address:

Enter your E-mail address and then click the UPDATE E-MAIL button. You will immediately receive a confirmation email that your e-mail address has been updated. An e-mail address is required to use Online24.

Self Service

-- Select A Favorite --

Change E-mail - Confirmation

Your E-mail has been updated.

Previous E-mail Address: No E-mail on profile.

New E-mail Address: support@tvfcu.com

Related Links

- [Send Us a Message](#)
- [Help With This Page](#)
- [View Session Summary](#)

Copyright © 2008 - 2011 TVFCU.com. All rights reserved.

You can now click on the Financial Overview tab to begin using Online24!

Help | Security Tips | eServices Information | Locate Us | Members Financial | Deposit Rates

Tennessee Valley

FEDERAL CREDIT UNION

Tennessee Valley Federal Credit Union Login

Welcome to the New & Improved Online24 and eBusiness24!

Please use your EXISTING Username and Password (PIN) to login.

My Dog Has Fleas

Username:

Password: [Forgot Your Password?](#)

Take Me To: Make this page my default destination page.

 VERIFY
ABOUT SSL CERTIFICATES

Need assistance? Call us at 800-634-3600 or try our [online help](#).

[Try a demonstration](#)
[Enroll in Online Banking](#)

Copyright © 2008 - 2011 TVFCU.com. All rights reserved.

Internet 100%

The next time you login in from the same computer, you should see your True Stamp Image and Phrase.